



Ningbo Kabat Machinery Co.,Ltd.

12A09-12, Building No.2 Shangdong Business Center
Canghai Rd., Ningbo, China 315040
Tel: 86-574-87930921, 87930922
Fax: 86-574-87930926
E-mail: sales@kabat-machinery.com

Kabat American, Inc.

4414 Hwy 77 North Marion AR 72364
Tel: 870-7391430
Fax: 870-7391420
Toll Free: 877-739-1780
E-mail: usasales@kabat-machinery.com

Kabat, Could buy it



KABAT MACHINERY



FARM REPLACEMENT PARTS

[Http://www.kabat-machinery.com](http://www.kabat-machinery.com)

2009

Quality, Service, Competitive Prices

KABAT MACHINERY

TABLE OF CONTENTS

▪ Bearings and Flange	
Standard Ball Bearings -----	1-2
AG Ball Bearings -----	3
Stem Bearings -----	4
Riveted 4-Bolt Flange Bearings -----	5
Non Greasable Disc Bearings -----	6
Greasable Disc Bearings -----	7
Pillow Block, 4-Bolt & 2-Bolt Bearing with Flanges -----	8
Tapered Roller Bearings -----	9
Wheel Bearing Kits -----	10
Stamped Steel Zinc-plated Mounting Flange -----	11-12
Grease Seals -----	13
▪ Chains	
Roller Chain and AG Chain -----	14
Connecting Links and Offset Link -----	15
Planter & Drill Chain Chart -----	16
Hubs -----	17-19
Double Disc Openers, Seed Openers/Grain Drills -----	20
▪ Replacement Parts for John Deere	
Disc Spools -----	21
Disc Bearings, Wear Guard, Scraper, Blade -----	22
Axles -----	23
Hipper and Related Parts -----	24
Planter Closing Wheels, Gauge Wheels and V-Slice -----	25
Planter Seed Tube, Guard and Related Parts -----	26
Planter Scraper Kit, Scraper Wheels, Scraper Arm and Spring -----	27
Planter Stops, Arms, Springs, Bushings -----	28-29
Planter Arm Kits and Seed Booth -----	30
Replacement Parts for Great Plains Drill -----	31
Replacement Parts for John Deere / Case International Cornheaders -----	32
▪ Replacement Parts for Case-International	
Disc Spools -----	33
Scraper, Guard, Gang Bearings -----	34
Sleeves, Hub, Bearings, Bushing -----	35
Axles -----	36
Flail Knife, Flail Blades, Fertilizer Knife and Tiller Blade -----	37-39
Replacement Parts for DMI COULTERS -----	39
Replacement Parts for YETTER COULTERS -----	40
Replacement Parts for KMC CORNHEADER -----	40
Replacement Parts for KMC PEANUT DIGGER TILLIVATOR & RIPPER -----	41
U-Bolts -----	42
Replacement Parts for BINGHAM/TYE PARATILL -----	43
Replacement Parts for DMI-NEW HOLLAND-RAWSON EQUIPMENT -----	43
Other AG Parts (Cottonpicker Stripper Plate, Hitch Pin, Bearing Housing, Hub- -----	44-46

- WARRANTY -

Liability under warranty shall extend only to replacement or correction of products found to be defective upon examination by Kabat American, Inc. All products to be considered under this warranty must be returned to the warehouse for inspection freight prepaid.

This warranty does not extend to any products subject to misuse or damage by accident or negligence. The warranty is made in lieu of all other warranties, expressed or implied, including but not limited to, warranties of merchant ability or suitability for any purpose.

No claims for consequential or incidental damages will be recognized, and no person, firm, or corporation is authorized to assume for Kabat American, Inc. any other obligation in connection with the sales of its product.

OEM manufactures, part numbers or names are used for identifications only. Parts are not original equipment replacement.

KABAT MACHINERY

Standard Ball Bearings SERIES 6000-6200

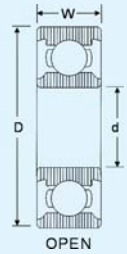



BEARING NUMBER	Bore d		Outer Diameter D		Width-w		Basic Load Rating		Weight lbs.
	mm	in.	mm	in.	mm	in.	Dynamic C	Static Co	
6000	10	.3937	26	1.0236	8	.3150	3510	1950	.042
6001	12	.4724	28	1.1024	8	.3150	3930	2230	.046
6002	15	.5906	32	1.2598	9	3.543	4300	2510	.057
6003	17	.669	35	1.3780	10	.3937	5230	3040	.079
6004	20	.7874	42	1.6535	12	.4724	7210	4460	.152
6005	25	.9843	47	1.8504	12	.4724	7740	4960	.165
6006	30	1.1811	55	2.1654	13	.5118	10200	6910	.198
6007	35	1.3780	62	2.4409	14	.5112	12300	8530	.352
6008	40	1.5748	68	2.6772	15	.5906	12900	9300	.447
6009	45	1.7717	75	2.9528	16	.6299	15300	11300	.528
6010	50	1.9685	80	3.1493	16	.6299	16000	12000	.617
6011	55	2.1654	90	3.5433	18	.7087	21700	17000	.837
6012	60	2.3622	95	3.7402	18	.7087	23600	18200	.903
6013	65	2.5591	100	3.9370	18	.7087	24700	19700	.947
6014	70	2.7559	110	4.3307	20	.7874	29400	24200	1.321
6200	10	.3937	30	1.1811	9	.3543	4600	2620	.066
6201	12	.4724	32	1.2598	10	.3937	4700	2660	.081
6201-1/2	12.700	.5000	32	1.2598	10	.3937	4700	2660	.081
6201-13	13.000	.5118	32	1.2598	10	.3937	4700	2660	.081
6202	15	.5906	35	1.3780	11	.4331	5860	3490	.101
6202-1/2	12.700	.5000	35	1.3780	11	.4331	5860	3480	.101
6202-5/8	15.875	.6250	35	1.3780	11	.4331	5860	3480	.090
6202-16	16.000	.6299	35	1.3780	11	.4331	5860	3480	.090
6203	17	.6693	40	1.5748	12	.4724	7390	4390	.143
6203-3/8	9.525	.3750	40	1.5748	12	.4724	7350	4410	.163
6203-1/2	12.700	.5000	40	1.5748	12	.4724	7350	4410	.153
6203-15	15.000	.5906	40	1.5748	12	.4724	7350	4410	.148
6203-5/8	15.875	.6250	40	1.5748	12	.4724	7350	4410	.140
6203-16	16.000	.6299	40	1.5748	12	.4724	7350	4410	.150
6203-3/4	19.050	.7500	40	1.5748	12	.4724	7350	4410	.130
6204	20	.7874	47	1.8504	14	.5112	9820	6200	.236
6204-3/4	19.050	.7500	47	1.8504	14	.5112	9800	6180	.246
6204-7/8	22.225	.8750	47	1.8504	14	.5112	9800	6180	.230
6205	25	.9843	52	2.0472	15	.5906	10800	6980	.295
6205-1/1	25.400	1.0000	52	2.0472	15	.5906	10800	6960	.295
6206	30	1.1811	62	2.4409	16	.6299	15000	10000	.445
6207	35	1.3780	72	2.8346	17	.6693	19700	13700	.634
6208	40	1.5748	80	3.1496	18	.7087	25100	17900	.815
6209	45	1.7717	85	3.3465	19	.7480	25800	18500	.898
6210	50	1.9385	90	3.5433	20	.7848	27000	19800	1.006
6211	55	2.1654	100	3.9370	21	.8268	33300	21100	1.326
6212	60	2.3622	110	4.3307	22	.8661	40300	31100	1.762
6213	65	2.5591	120	4.7244	23	.9055	44000	34200	2.180
6214	70	2.7559	125	4.9213	24	.9449	47800	37500	2.268

Notes: Other special ball bearings can be produced according to the samples or prints supplied by customers.

KABAT MACHINERY

Standard Ball Bearings SERIES 6300-6400




BEARING NUMBER	Bore d		Outer Diameter D		Width W		Basic Load Rating		Weight
	mm	in.	mm	in.	mm	in.	Dynamic C(N)	Static Co(N)	lbs.
6300	10	.3937	35	1.3780	11	.4331	6230	3770	.108
6301	12	.4724	37	1.4567	12	.4724	7470	4650	.130
6302	15	.5906	42	1.6535	13	.5118	8730	5430	.181
6303	17	.6693	47	1.8504	14	.5512	10700	6700	.247
6304	20	.7874	52	2.0472	15	.5906	12300	7810	.428
6305	25	.9843	62	2.4409	17	.6693	17200	11400	.504
6306	30	1.1811	72	2.8346	19	.7480	21700	14900	.766
6307	35	1.3780	80	3.1496	21	.8268	25700	17900	.958
6308	40	1.5748	90	3.5433	23	.9055	31300	22400	1.400
6309	45	1.7717	100	3.9370	25	.9843	37100	26300	1.817
6310	50	1.9685	110	4.3307	27	1.0630	47500	35700	2.378
6311	55	2.1654	120	4.7244	29	1.1417	55000	41900	2.995
6312	60	2.3622	130	5.1181	31	1.2205	62900	48600	3.809
6313	65	2.5591	140	5.5118	33	1.2992	71300	55800	4.558
6314	70	2.7559	150	5.9055	35	1.3780	80100	63500	5.659
6403	17	.6693	62	2.4409	17	.6693	17500	11900	.50
6404	20	.7874	72	2.8346	19	.7480	28500	13900	.90
6405	25	.9843	80	3.1496	21	.8268	34500	17500	1.19
6406	30	1.1811	90	3.5433	23	.9055	36400	26800	1.59
6407	35	1.3780	100	3.9370	25	.9843	42700	31400	2.06
6408	40	1.5748	110	4.3307	27	1.0630	49300	36500	2.69
6409	45	1.7717	120	4.7244	29	1.1417	59200	45600	3.41
6410	50	1.9685	130	5.1181	31	1.2205	71000	55500	4.20
6411	55	2.1654	140	5.5118	33	1.2992	77100	62700	5.13
6412	60	2.3622	150	5.9055	35	1.3780	83900	70300	6.22

Note: Other special ball bearings can be produced according to the samples and prints supplied by customers.

SERIES 6800-6900

BEARING NUMBER	Bore d		Outer Diameter D		Width W		Basic Load Rating		Weight
	mm	in.	mm	in.	mm	in.	Dynamic C(N)	Static Co(N)	lbs.
6800	10	.3937	19	.7480	5	.1968	1102	643	.011
6801	12	.4724	21	.8268	5	.1968	1143	725	.013
6802	15	.5906	24	.9449	5	.1968	1245	976	.015
6803	17	.6693	26	1.0236	5	.1968	1347	939	.015
6804	20	.7874	32	1.2598	7	.2756	2082	1429	.037
6805	25	.9843	37	1.4567	7	.2756	2327	1735	.046
6806	30	1.1811	42	1.6535	7	.2756	2326	1837	.053
6807	35	1.3780	47	1.8504	7	.2756	2408	2041	.059
6808	40	1.5748	52	2.0472	7	.2756	2501	2245	.066
6900	10	.3937	22	.8661	6	.2362	2602	1398	.020
6901	12	.4724	24	.9449	6	.2362	2653	1398	.022
6902	15	.5906	28	1.1024	7	.2756	3163	1855	.033
6903	17	.6693	30	1.811	7	.2756	3398	1949	.035
6904	20	.7874	37	1.4567	9	.3543	5153	3153	.081
6905	25	.9873	42	1.6535	9	.3543	5755	3755	.092
6906	30	1.1811	47	1.8504	9	.3543	5949	4051	.115
6907	35	1.3780	55	2.1654	10	.3937	7512	5408	.163
6908	40	1.5748	62	2.4409	12	.4724	8561	7051	.242

Note: Other numbers are available upon request.



KABAT MACHINERY


AG BALL BEARINGS


PART NO	REPLACES	APPLICATION	BORE	WT.
203KRR2C3	203RRAR10	CASE #666624R91, DEERE #9214, LILLISTON		0.20
203KRR2C3	203RRAR10	PLANTERS, GAUGE WHEEL, ROTARY HOE & OTHER BCA203RRAR10 JOHN DEERE JD9214 IH611050C91 JOHN DEERE AN100425 CASE F16246 LILLISTON 20-50-006 FORD 222279 NEW HOLLAND 66553 GEHL 520117 WHITE 2SH862 IH 666624R91 FAFNIR 203KRR2C3		0.20
203JD	AA34132	Fits JD 7300 Planter Wheel		
203KRR5	203RRAR8	Hub and Pulley Bearing, 1/2" bore		
204PY2	204PY2	DOUBLE DISC OPENER ASSEMBLIES JOHN DEERE AND IHC PLANTERS. TYE AND GREAT PLAINS DRILLS. VARIOUS APPLICATIONS BCA204FREN BCA204FVMN JOHN DEERE AA21480 IH492532R91 IH 145161C91 IH1268017C91 IH 492757R91 KOYO DG1645-2RS GP 820-003C GP 822-011C TYE 550-302 FAFNIR 204PY2 AC 71502203 WHITE 852270 CRUSTBUSTER 400580 CRUSTBUSTER 401042 HAYBUSTER 2000028		0.25
204KRD4	BCA204FGB	For White 3405, 3407, 3408 Air Planter		
204RR6	92661	Fits A.C. Lilliston Cultivator, J.D. planter Gauge Wheel		
205DDS58	205VVH	DOUBLE DISC OPENER ASSEMBLIES GREAT PLAINS W/5/8" ID HOLE. BCA 205VVH GP 188-001V		0.49
205DDS34	205DDS34	DOUBLE DISC OPENER ASSEMBLIES GREAT PLAINS W/3/4" ID HOLE GP 188-007V		0.49
205PP9	205PP9	KMC/KELLEY, PEANUT DIGGER, SHAKER, INVERTER AND CULTIVATOR, ALSO FITS LILLISTON COULTER # 1496 NO TILL DRILL BCA 205TTB FAFNIR 205PP9 KMC 04-051-004		0.58
205PPB7	205TTH	KMC/KELLEY, LILLISTON ROLLING CULTIVATORS WITH 15/16" BORE. KMC 04-051-001 LILLISTON 20-50-20 LILLISTON 20-60-01		0.58
205KRP2	A27002	Furrow Opener and marker bearing for JD7000, 7100		
206GGH	206KPP16	ORTHMAN ROW MARKER, AND BARRING OFF DISC COLE PLANTER OPENER, NEW HOLLAND ROUND BALER IDLER SPROCKET BCA 206GGH NH7012998 ORTHMAN 120-001 ORTHMAN 120-070		0.78

KABAT MACHINERY

RIVETED 4-BOLT FLANGE BEARINGS

Quality Bearing With Triple Lip Seals

	PART NO.	OEM NO.	DESCRIPTION
	FD209RA	IH-BP491A BCA- FD209RA FAFNIR-DHU491A	GANG BEARING- RELUBE W/FLANGE FITS IHC MODELS: 37,46,48,61,120,122, 130,132,150, 330,350,370,470,475,480, 485, 490; 496 W/O ROCK FLEX; 610, 760, 3800, 3850, 3900,AND 3950 1-3/4" ROUND HOLE. (WT., 3.25)
	FD209RM	BCA-FD209RM KEWANEE-B2725 FAFNIR-DHU118S209 WHITE-B238799B	GANG BEARING- RELUBE W/FLANGE FITS KEWANEE AFTER 1978 SERIES 1000, 1025, 1030, 1100, AND 1175 SERIES. WHITE/OLIVER LATE MODELS 271 AND, 272. FITS SOME SUNFLOWER MODELS. 1-1/8" SQUARE HOLE. (WT., 3.87)
	FD209RK	BCA-FD209RK QUINSTAR-311007 FAFNIR-DHU114S209	GANG BEARING- RELUBE W/FLANGE FITS QUINSTAR NUMBER Q311007. ALSO FITS SOME MODELS OF KENT, KRAUSE, AND SUNFLOWER. 1-1/4" SQUARE HOLE. (WT., 3.43)
	FD209RB	BCA-FD209RB FAFNIR-DHU112R209 KRAUSE- 1934-12-0 KRAUSE-40-109 WHITE-238813B	GANG BEARING-RELUBE W/FLANGE FITS KRAUSE MODELS; 1590,1577A-1592A, 1900-1928,1952-1979, 2100-2166,2190-2196,2200-2244,3948-3957,3990-3994,4900-4945,4900A-4927A,AND 4950-4994. WHITE MODELS 273 AND 274 DISC. FITS SOME MODELS KRAUSE-LANDSMAN, LANDOLLTILLOLL. KENT-DISC-O-VATOR, GLENCOE-4500-4600 SOIL FINISHER. 1-1/2" ROUND HOLE. (WT., 3.45)
	FD211REA	BCA-FD211 REA FAFNIR-DHU134R211 KRAUSE-3218-14-0	GANG BEARING-RELUBE W/FLANGE FITS SOME MODELS, BRENT,KRAUSE, CPC, AND SUNFLOWER. 1-3/4" ROUND HOLE. (WT., 5.60)
	FD211RJA	BCA-FD211RJA FAFNIR-DHU11516R211 JD-GZ379381 IHC-ST3012A	GANG BEARING-RELUBE W/FLANGE FITS JOHN DEERE, IHC, NOBLE, AND WIL-RICH DO-ALLS. COMPLETE W/LOCK COLLAR. 1-15/16" ROUND HOLE. (WT., 6.09)




KABAT MACHINERY

- NON GREASABLE DISC BEARINGS -

Part No.	Replaces	Application	Bore	WT.
W208PP5	DC208TT5	Deere, Krause, Bush-Hog, Case, Burch, Kewanee John Deere JD9350 Forrest City 2251 W&A 481202 Case 963889R91 Burch 554A Bush-Hog 16-1-176 Kewanee B8018	1-1/8" Square	1.39
W208PPB5	DS208TT5	Amco, Deere, Burch, IH, Tufline, White John Deere JD9373 Amco G10272 IH630210R91 Burch J9373 Tufline T60	1-1/8" Square	1.38
W208PPB7	DS208TT7	Some Models Krause, Oliver, Sunflower Krause 212-10-2 Sunflower 1186 Oliver 237092BA	1-3/16" Round	1.34
W208PP8	DC208TT8	Deere, Brillion, Deere JD9286 Brillion 9C16 Deere AA 14878	1-1/8" Square	1.66
W208PPB6	DS208TT6	Amco, Bush-Hog, Case, M.F., Tye Amco G11079 Bush-Hog 14-22-63 Case T15820 MF 834367M1 MF 1025130M1 Tye 552-207	1" Square	1.52
W208PPB8	DS208TT8	Amco, Case, Oliver/White Amco G10333 Case T25486 Oliver 238481B	1-1/8" Square	2.00
W208PPB12	DS208TT12	Bush-Hog, Lilliston Case, King Plow, Long, Taylorway, Tufline Bush-Hog 14-24-26 King Plow BB-2N Lilliston 37-61-001 Long 9-90092 Taylorway 204147 Tufline T602	1-1/8" Square	2.00
W209PPB2	DS209TT2	Bush-Hog, Case-IH Ford, Krause, M.F. Bush-Hog 14-4-5 Case-IH 251062C91 Ford 113903 M.F. 835050M1	1.17717 Round	1.65
W209PPB4	DS209TT4	Krause, Farm Hand, Glencoe M.F. Krause 412-10-2 ND AS4509BD Glencoe P6120	1.535 Round	1.47
W209PPB5	DS209TT5	Massey Ferguson, Various applications of Piper Equipment Massey 842303M1	1-1/4" Square	1.65
W210PPB2	DS210TT2	Bush-Hog, M.F. Bush-Hog 14-5-109 M.F. 831960M3	1-15/16" Round	1.41
W210PP4	DC210TT4	Amco, Various Applications Amco G10446 Amco G10778	1-1/8" Square	2.05
W210PPB4	DS210TT4	Kewanee, Various Applications	1-1/8" Square	1.93
W211PPB2	DS211TT2	Bush-Hog, Case, Krause, M.F. Case 958334R91 M.F. 831960M1	1-15/16" Round	1.91
W211PP3	DC211TT3	Amco, Case, Ford, Mr. Amco, G11071 Ford MULCHBB112 M.F. 1905678M1	1-1/2" Square	2.57
W211PPB3	DS211TT3	Amco, Brillion, Burch, Case, Ford, M.F. Brillion 3J131 Burch 203214 Case 630095R91 Ford MULCHB1 12SG M.F. 832540MI	1-1/2" Square	2.44
W211PPB6	DS211TT6	Burch, Taylorway, Tower Burch 204-82 Tower 18300 Taylorway 204679	1-1/2" Square	3.37

KABAT MACHINERY



GREASABLE DISC BEARINGS

Part No.	Replaces	Application	Bore	WT.
GW208PPB5	DS208TTR5	Amco, Deere Amco,G10272 Deere A20175	1-1/8" Square	1.43
GW208PPB8	DS208TTR8	Amco, Case, Deere, Ford, New Holland, Kewanee, Taylorway, White/Oliver Amco G10333 Ford SBP238481B Kewanee B2151 NH SBP238481B Taylorway 207359 White/Oliver SBP238481B	1-1/8" Square	1.54
GW209PPB4	DS209TTR4	DMI, Glencoe, Krause, Landoll, Sunflower, Some Models of Crustbuster, Case-IH, Ford. DMI 21842400 Krause 612-10-2 Landoll 10650100003 Sunflower 1829	1.535 Round	1.47
GW209PPB5	DS209TTR5	Calkins, M.F., Taylorway Calkins 5449031 M.F. 842323MI	1-1/4" Square	1.69
GW209PPB8	DS209TTR8	Case, IH, Midland, Lilliston Midland 15620	1-1/4" Square	1.61
GW209PPB10	DS209TTR10	Deere 210, 220, & 230 Disc Deere A20649	1-3/4" Round	1.28
GW210PPB2	DS210TTR2	Amco, Case Amco G10771 Case T53781	1-15/16" Round	1.42
GW210PP4	DC210TTR4	Amco, Amco G10446 Amco G10778	1-1/8" Square	2.05
GW210PPB4	DS210TTR4	Kewanee, Krause Kewanee B2246	1-18" Square	2.05
GW210PPB5	DS210TTR5	Some Models Case, Krause	1.785 Round	2.00
GW211PP2	DC211TTR2	Bush-Hog, Kewanee, Lilliston Bush-Hog 14-6-244 Kewanee G1046244		
GW211PPB2	DS211TTR2	Case, Hiniker, Wilrich, some Deere Case T57559 Wilrich 24022	2-13/16" Round	2.22
GW211PP3	DC211TTR3	Amco, Athens, Bush-Hog, Kewanee, Greenline Amco G11071 Bush-Hog 14-6-430 Kewanee G1046430	1-1/2" Square	2.50
GW211PPB3	DS211TTR3	Amco, Athens, Burch, Case, Long, M.F., White Amco G10906 Burch 8672A Case T51610 Long 9-92088 MF 449432M1 White 237909B		2.50
GW211PPB13	DS211TTRI3	Sunflower Offset Disc Sunflower 2042	1-3/4" Round	2.21
GW211PP27		Amco Some Model of DIS & Hipper G Amco G12233	1-1/2" Square	2.98

KABAT MACHINERY

PILLOW BLOCK, 4 BOLT FLANGE, 2-BOLT FLANGE (BOXED)



PILLOW
BLOCK




4-BOLT
FLANGE



2-BOLT
FLANGE

BORE	PILLOW BLOCK	4-BOLT FLANGE	2-BOLT FLANGE
5/8"	NAPL20210	NANF20210	SAFL20210
3/4"	NAPL20412	NANF20412	SAFL20412
7/8"	NAPL20514	NANF20514	SAFL20514
1-5/16"	NAPL20515	NANF20515	SAFL20515
1"	NAPL20516	NANF20516	SAFL20516
1-1/8"	NAPL20618	NANF20618	SAFL20618
1-3/16"	NAPL20619	NANF20619	SAFL20619
1-1/4"	NAPL20620	NANF20620	SAFL20620
1-1/4"	NAPL20720	NANF20720	SAFL20720
1-3/8"	NAPL20722	NANF20722	SAFL20722
1 7/16"	NAPL20723	NANF20723	SAFL20723
1-1/2"	NAPL20824	NANF20824	SAFL20824
1-15/16"	NAPL21031	NANF21031	SAFL21031
2"	NAPL21132	NANF21132	SAFL21132
2-3/16"	NAPL21135	NANF21135	SAFL21135
2-7/16"	NAPL21239	NANF21239	SAFL21239

REPLACEMENT BEARING INSERTS
RELUBRICABLE • SPHERICAL O.D. • SELF ALIGNING
OTHER SIZES AVAILABLE (BOXED)



SA

NARROW INNER RING ECCENTRIC LOCK COLLAR

BORE	PART #
3/4 "	SA20412
1 "	SA20516
1-3/16"	SA20619
1-1/4"	SA20620
1-1/4"	SA20720
1-7/16"	SA20723
1-1/2"	SA20824



NA

WIDE INNER RING ECCENTRIC LOCK COLLAR

3/4"	NA20412
1"	NA20516
1-3/16"	NA20619
1-1/4"	NA20620
1-1/4"	NA20720
1-7/16"	NA20723
1-1/2"	NA20824
1-15/16"	NA21031

CAST IRON HOUSING

NUMBER	4-BOLT	2-BOLT
AK202	FS202	FT202
AK204	FS204	FT204
AK205	FS205	FT205
AK206	FS206	FT206
AK207	FS207	FT207
AK208	FS208	FT208
AK210	FS210	FT210
AK211	FS211	FT211
AK212	FS212	FT212

KABAT MACHINERY

TAPERED ROLLER BEARINGS (BOXED)



PART#	PART #	PART #	PART #
JL69310	LM12749	HM518410	15106
JL69349	LM29710	HM518445	15113
JLM506810	LM29749	M802011	15126
JLM506849	LM48510	M802048	15243
L44610	LM48548	M86610	15245
L44643	LM501310	M86649	15250
L44649	LM501349	362A	24720
L45410	LM603011	368A	24780
L45449	LM603012	382A	25520
L68110	LM603049	382S	25521
L68149	LM67010	387A	25580
LM102910	LM67048	572	25590
LM102949	LM67049A	580	25820
LM104910	M12610	592A	25821
LM104911	M12649	598	25877
LM104949	A6075	653	2720
LM11710	A6157	663	2780
LM11749	HM212010	07100	2788
LM11910	HM212011	07196	3720
LM11949	HM212047	14125A	3780
LM12710	HM212049	14138A	3782
LM12711	HM218210	14274	
LM12748	HM218248	14276	

KABAT MACHINERY

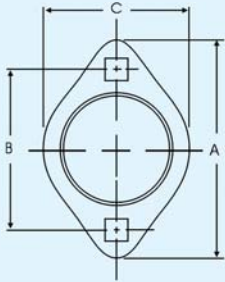
WHEEL BEARING KITS KIT COMPONENTS AND APPLICATIONS

PART #	INNERCUP	INNERBRG.	OUTERCUP	OUTERBRG.	SEAL	CAP
PK1000	LM48510 For AMCO #104683, BIRCH #B27726, KBH #104683, KEWANNE-45 #X8505, Model W25-5, W25-6 Hubs.	LM48548	LM67010	LM67048	17617	909905
PK1001	LM29710 For Forrest City Do-All 6 Bolt Hub W30-6.	LM29749	LM67010	LM67048	17617	909905
PK1002	LM67010 For GLENCOE #P1427, Model Q633 Hub.	LM67048	LM11910	LM11949	14975	909911
PK1003	LM29710 For GLENCOE #P1474, JOHN DEERE #GZ900696	LM29749	LM67010	LM67048	16289	909905
PK1004	JL69310 For AC #586899, GLENCOE #P1482, KENT #FC0359, NOBLE Q888 Hub.	JL69349	LM67010	LM67048	16289	909905
PK1005	332 For AMCO WING, GRAHAM #Q6320, EVERSMAN, HAWK BELT 4T, Model Q670 Hub.	342A	14276	14137A	22870	909928
PK1006	LM48510 For GRAHAM Q6305, PIPER, W&A #491709, Model Q709, Q719 Hubs.	LM48548	LM67010	LM67048	15190	909905
PK1007	LM67010 For GRAHAM #Q613 Model Hub.	LM67048	LM11910	LM11949	C/R #13758	N/A
PK1008	LM603011 For FORREST CITY #9531, TRIPLE K 5000 LB. Model Hubs.	LM603049	LM67010	LM67048	22392	909905
PK1009	LM67010 For TYE #550-107 Model Q669, Q736 Hubs.	LM67048	LM11910	LM11949	14975	909907
PK1010	LM48510 For W&A DO-ALL Model Q809 Hub.	LM48548	LM67010	LM67048	15174	909905
PK1011	LM67010 For JOHN DEERE Field Cultivator Model Hub.	LM67048	LM67010	LM67048	16069	N/A
PK1012	25520 For AMCO Disc #325-M-FRM, TYLER 6T Model Q803 Hub.	25590	25821	25877	20148	909982
PK1013	LM501310 For Model W35-6, F & H #106749 Hub.	LM501349	LM67010	LM67048	22870	909905
PK1014	LM48510 For CANE Carts with W885, Q729 Hubs.	LM48548	L44610	L44649	15190	N/A
PK1016	L44610 For MCKEE 3-Pt., TRIPLE K #00-473-015 Model Hubs.	L44643	L44610	L44643	12437	N/A
PK1017	LM11910 For LANDOLL Colter Hub.	LM11949	LM11910	LM11949	1659010010	
PK1018	L44610 For JOHN DEERE 750 Grain Drill Seeder Hub. (Wear Sleeve = APN219000)	L44643	L44610	L44643	APB13294	N/A
PK1019	L44610 For SUKUP Hiller Hub.	L44643	L44610	L44643	471787	909900
PK1020	L44610 For Utility or Boat Trailer Hub.	L44643	L44610	L44643	12437	909900
PK1021	L44610 For JOHN DEERE 850 Series Cultivator Hub.	L44643	L44610	L44643	12437	
PK1022	LM67010 For LANDOLL Disc Hiller Hub.	LM67048L	LM67010	LM67048	Seal on Bearing	909905G w/zerk
PK183318	LM29710 One Retainer Seal #APB30887. For JOHN DEERE 630 Disc Hub.	LM29749	LM67010	LM67048	APAH20017	AP10025
PK2900	LM67010 For KBH & YEPPER Coulter Hub.	LM67048L	LM67010	LM67048	Seal on Bearing	909905
P3950	JLM506810 For CASE IH 3950 Disc 8-Bolt Hub. (Wear Sleeve = AP169328)	JLM506849	JLM501310	LM501349	AP169329	

KABAT MACHINERY

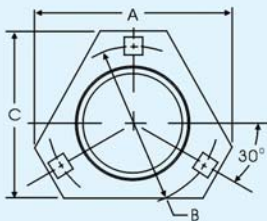
STAMPED STEEL ZINC-PLATED MOUNTING FLANGES

2-Bolt Hole Self-Aligning Mounting Flanges



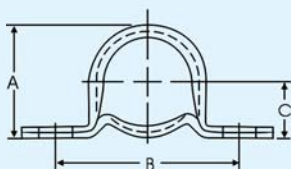
Part Number	To Fit Shaft Size	A.	B.	C.
40MST	1/2", 9/16", 5/8"	3 3/16"	2 1/2"	2 5/16"
47MST	3/4"	3 9/16"	2 13/16"	2 5/8"
52MST	13/16", 7/8", 15/16", 1"	3 3/4"	3"	2 51/64"
62MST	1 1/16", 1 1/8", 1 3/16", 1 1/4"*	4 7/16"	3 9/16"	2 5/16"
72MST	1 1/4", 1 5/16", 1 3/8", 1 7/16"	4 15/16"	3 15/16"	3 11/16"

Triangular 3-Bolt Hole Self-Aligning Mounting Flanges



Part Number	To Fit Shaft Size	A.	B.	C.
40MSTR	1/2", 9/16", 5/8"	2 23/32"	2 1/2"	2 23/32"
47MSTR	3/4"	3 9/16"	2 13/16"	3"
52MSTR	13/16", 7/8", 15/16", 1"	3 3/4"	3"	3 5/32"
62MSTR	1 1/16", 1 1/8", 1 3/16", 1 1/4"*	4 7/16"	3 9/16"	3 5/8"
72MSTR	1 1/4", 1 5/16", 1 3/8", 1 7/16"	5 1/32"	3 15/16"	4 3/16"

Stamped Steel Pillow Block Housings

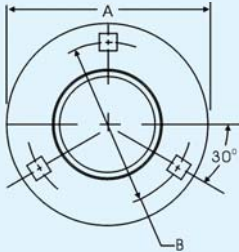


Part Number	To Fit Shaft Size	A.	B.	C.
40PB	1/2", 9/16", 5/8"	1 3/4"	2 11/16"	7/8"
47PB	3/4"	2"	3"	1"
52PB	13/16", 7/8", 15/16", 1"	2 7/32"	3 3/8"	1 1/8"
62PB	1 1/16", 1 1/8", 1 3/16", 1 1/4"	2 5/8"	3 3/4"	1 5/16"
72PB	1 1/4", 1 5/16", 1 3/8", 1 7/16"	3 1/8"	4 1/4"	1 9/16"

KABAT MACHINERY

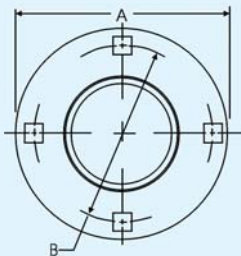
STAMPED STEEL MOUNTING FLANGES

3-Bolt Hole Round Self-Aligning Mounting Flanges



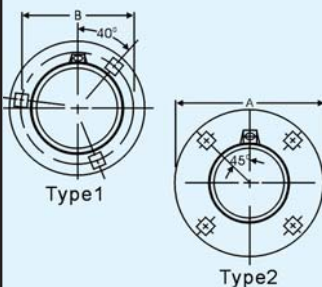
Part Number	To Fit Shaft Size	A.	B.
40MS	1/2", 9/16", 5/8"	3 3/16"	2 1/2"
47MS	3/4"	3 9/16"	2 13/16"
52MS	13/16", 7/8", 15/16", 1"	3 3/4"	3"
62MS	1 1/16", 1 1/8", 1 3/16", 1 1/4"	4 7/16"	3 9/16"
72MS	1 1/4", 1 5/16", 1 3/8", 1 7/16"	4 13/16"	3 15/16"

4-Bolt Hole Round Self-Aligning Mounting Flanges



Part Number	To Fit Shaft Size	A.	B.
80MS	1 1/2", 1 9/16", 1 5/8"	3 3/16"	2 1/2"
85MS	1 5/8", 1 11/16", 1 3/4",	3 9/16"	2 13/16"
87MS	Square Bore 7/8", 1", 1 1/8"	3 3/4"	3"
90MS	1 13/16", 1 7/8", 1 15/16", 2"	4 7/16"	3 9/16"
100MS	2", 2 1/16", 2 1/8", 2 3/16"	6 9/16"	5 7/16"

Round Relube Mounting Flanges



Part Number	To Fit Shaft Size	A.	B.	Type
G52MSA	13/16", 7/8", 15/16", 1"	3 3/4"	3"	#1
G62MSA	1 1/16", 1 1/8", 1 3/16", 1 1/4"	4 7/16"	3 9/16"	#1
G72MSA	1 1/4", 1 5/16", 1 3/8", 1 7/16"	4 13/16"	3 15/16"	#1
G80MSA	1 1/2", 1 9/16"	5 13/16"	4 11/16"	#2
G85MSA	1 5/8", 1 11/16", 1 3/4"	5 7/8"	4 3/4"	#2
G90MSA	1 13/16", 1 7/8", 1 15/16", 2"	6 1/8"	5"	#2
G100MSA	2", 2 1/16", 2 1/8", 2 3/16"	6 9/16"	5 7/16"	#2

4-Bolt Hole Square Self-Aligning Mounting Flanges



Part Number	To Fit Shaft Size	A.	B.
80MS-S	1 1/2", 1 9/16"	4 3/4"	4 11/16"
85MS-S	1 5/8", 1 11/16", 1 3/4",	4 3/4"	4 3/4"
87MS-S	Square Bore 7/8", 1", 1 1/8"	4 3/4"	4 3/4"
90MS-S	1 13/16", 1 7/8", 1 15/16"	5 1/4"	5"

KABAT MACHINERY

GREASE SEALS (BOXED OR BULK)



PART #	REPLACES CR#	ID	OD	WIDTH
P12437	12437	1.25"	1.987"	.250"
P14975	14975	1.50"	2.332"	.390"
P15174	15174	1.50"	2.462"	.290"
P15190	15190	1.50"	2.627"	.250"
P16069	16069	1.625"	2.332"	.438"
P16064	16064	1.625"	2.332"	.438"
P16289	16289	1.625"	2.566"	.438"
P17617	17617	1.750"	2.722"	.359"
P18823	18823	1.875"	3.005"	.250"
P20148	20148	2.00"	3.628"	.250"
P22870	22870	2.290"	3.153"	.259"
P22392	22392	2.250"	3.066"	.250"
P22430	22430	2.250"	3.250"	.285"

SPECIAL APPLICATIONS

ITEM #	PART NO.	OEM NO.	DESCRIPTION
(1)	P594702	594702R91	496 CASE-IH DISC HUB SEAL.
(2)	PB13294	B13294	750 JOHN DEERE GRAIN DRILL HUB SEAL.
(3)	P169329	169329C1	3950 CASE-IH DISC HUB SEAL WITH 8 BOLTS.
(4)	1659010010	—	LANDOLL GAUGE WHEEL HUB SEAL.
(5)	P667599	667599R92	CASE-IH 470-501 DISC HUB SEAL.
(6)	P20017	AH20017	630 JOHN DEERE DISC HUB SEAL.
(7)	P213072	A213072	750-1850 JOHN DEERE GRAIN DRILL, CAST IRON CLOSING WHEEL SEAL.
(8)	P102266	AN102266	GREASE SEAL, ROLLER UNITS, 40, 90 SERIES

KABAT MACHINERY

CHAIN AND ACCESSORIES ROLLER CHAIN



RIVETED - SOLID ROLLER - ANSI STANDARD

PART #	SIZE	PART #	SIZE
25RC	#25	60RC	#60
35RC	#35	80RC	#80
40RC	#40	100RC	#100
41RC	#41	120RC	#120
50RC	#50	602RC	#60-2
402RC	#40-2	802RC	#80-2
502RC	#50-2	80HRC	#80H
50HRC	#50H	A2060RC	#2060
60HRC	#60H		
A2040RC	#2040		
A2050RC	#2050		

NOTE: CHAIN SOLD IN 10' /CARTON (INSTOCK) OR 100' /REEL (SPECIAL ORDER)
STAINLESS STEEL AVAILABLE ON REQUEST



AG CHAIN

Agricultural Chain#	OEM number
CA550-57-C17E-7	574793/591122
CA550-50-C17E-6	71505705
CA555-48-C6E-6	AN102009
CA2060H-78-7AUE-10	AN100651
CA555-72-C6E-12	AN100720
CA2060H-64-C6E-8	241090M91
CA550-49-C11E-8	1689933W91
CA550-48-C17E-8	31-1572073

KABAT MACHINERY

CHAIN AND ACCESSORIES

CONNECTING LINK & OFFSET LINK



SINGLE STRAND

PART #	SIZE	PART #	SIZE
25CL	#25	25OL	#25
35CL	#35	35OL	#35
40CL	#40	40OL	#40
41CL	#41	41OL	#41
50CL	#50	50OL	#50
60CL	#60	60OL	#60
80CL	#80	60OL	#80
100CL	#100	100OL	#100
120CL	#120	120OL	#120

DOUBLE STRAND

PART #	SIZE	PART #	SIZE
402CL	#40-2	402OL	#40-2
502CL	#50-2	502OL	#50-2
602CL	#60-2	602OL	#60-2
802CL	#80-2	802OL	#80-2

HEAVY LINK PLATE - SINGLE STRAND

PART #	SIZE	PART #	SIZE
50HCL	#50H	50HOL	#50H
60HCL	#60H	60HOL	#60H
80HCL	#80H	80HOL	#80H

DOUBLE PITCH - SINGLE STRAND

PART #	SIZE	PART #	SIZE
2040CL	#2040	2040OL	#2040
2050CL	#2050	2050OL	#2050
2060CL	#2060	2060OL	#2060

KABAT MACHINERY

PLANTER CHAIN CHARTS (BOXED)

Description	Part number	Chain links/size	7000-7100 MaxEmerge	7200-7300 MaxEmerge 2	1700 MaxEmerge Plus
Herbicide/insecticide	P43719	100 links/#41	x		
Seed meter	P20978	98 links/#41	x		
Seed transmission	P21483	44 links/#2040	x		x
Countershaft to seed trans.	P21484	38 links/#2040	x		
Dry fertilizer trans.	P21523	51 links/#2040	x		
Wheel drive, 6W, 8N, & 12N-7000	P22372	56 links/#2050	x		
Wheel drive, 7100	P28486	50 links/#2050	x		
Wheel drive, 4N, 4W, & 6N-7000	P37881	53 links/#2050	x		
Countershaft to seed trans.	P32249	105 links/#40		x	x
Seed transmission	P32250	86 links/#40		x	x
Countershaft to dry fert. trans.-1770	P32255	64 links/#40		x	x
Liquid or dry fertilizer trans.	P32257	93 links/#40		x	x
Herbicide/insecticide	P33048	104 links/#41		x	x
Plateless seed meter	P42795	102 links/#41		x	x
Vacuum seed meter	P33060	112 links/#41		x	x
Drive reverser	P35365	104 links/#40		x	x
Seed & fertilizer drive	P35503	128 links/#40		x	x
Chain assy. jackshaft - 1770	P35927	60 links/#41		x	x
Chain roller	P36324	54 links/#2050		x	x
Wheel drive - 7300	P131563	116 links/#50		x	x
Wheel drive - 7200	P37980	113 links/#50		x	x
Piston pump jackshaft - 1770	P38451	65 links/#40		x	x
Roller, jackshaft - 8R - 7240/1780	P39722	108 links/#40		x	x
Roller, jackshaft - 4R - 7240/1780	P39728	117 links/#40		x	x
Roller, trans. to jack - 1780	P40972	102 links/#40		x	x
Roller, jack to count - 1780	P40973	56 links/#40		x	x
Roller, counter - drill 1780	P41262	66 links/#40		x	x
Roller unit drive	P42795	103 links/#41		x	x
Herb & insect drive, vacuum	P43718	113 links/#41		x	x
Herb & insect drive (1996-)	P43719	110 links/#41		x	x
Roller unit drive	P43720	140 links/#41		x	x
Seed meter drive	P43721	132 links/#41			x
Chain assembly	P161203	113 links/#41		x	x

Drill chain charts (Boxed)

455 Folding Drill

Description	Part number	Chain links/size
Upper drive	P49570	97 links/#40
Lower drive	P49571	78 links/#2040

750 Drill

Description	art number	Chain links/size	Application
Upper drive	P46954	206 links/#40	
Lower drive	P46955	260 links/#40	(S/N 26046-)
Lower drive	P46955	248 links/#40	(S/N - 16549)
Lower drive	P46963	130 links/2040	(S/N 16550 - 26045)

KABAT MACHINERY

IMPLEMENT & UTILITY HUBS

POPULAR HUBS STOCKED AT OUR LOCATION
(HUBS INCLUDE INSTALLED CUPS)



PART #	MFG#	MODEL NUMBER OR APPLICATION(S)	OEM	BOLT	TYPE
				NUMBER	
281011 WILTON -	W25-5, F&H 104683 AP255	AMCO (SOME APPLICATIONS) KBH WATER WAGON KBH FERTILIZER APPLICATION	AMCO KBH KBH	# # #	5-BOLT
281021 WILTON -	W25-6, F&H 105218 AP256	BURCH 209 DISC #45 KEWANEE RUNNING GEAR M&W RED WAGON W&A BEDDER	BURCH KEWANE M & W W&A	B7726 X-8205 0530178 #	6-BOLT
281031 WILTON -	W30-6, F&H 106749 AP306	FORREST CITY DO-ALL KBH FERTILIZER APPLICATORS KBH TRAILERS	F.C. KBH KBH	9032-9054 # #	6-BOLT
281041 WILTON -	W35-6, F&H 106164, AP356				6-BOLT
280501 WILTON -	Q633 AP633	CASE BLUE JET DMI COULTERS GLENCOE R/C CULTIVATOR	CASE BLUE JET DMI GLENCOE	T26242 # # P1427	4-HOLE
280611 WILTON -	Q669 AP669	TYE GRAIN DRILL (WITH MACHINE WORK)	TYE	550-107	4-HOLE
280591 WILTON -	Q670 F&H 106724 AP670	AMCO DISC (WING) EVERSMAN LAND PLANE GRAHAM CHISEL PLOW HAWK BUILT 4-TON SPREADER	AMCO EVERSMAN GRAHAM HAWK	# # Q6320 #	6-HOLE
280511 WILTON -	Q709 AP709	GRAHAM CHIESEL PLOW PIPER DISC	GRAHAM PIPER	Q6305 #	6-HOLE
280521 WILTON -	Q719 AP719	AMCO DISC HINNIKER FIELD CULTIVATOR W&A	AMCO HINNIKER W&A	# # #	5-BOLT
280581 WILTON -	Q803 AP803H	AMCO DISC 325 M, FRM			6-HOLT
280551 WILTON -	Q888 AP888	A C FIELD CULTIVATOR CRUSTBUSTER CHISEL PLOW DISC & FIELD CULTIVATOR MANY APPLICATIONS GLENCOE FIELD CULTIVATOR KENT FIELD CULTIVATOR NOBLE TYE GRAIN DRILL	AC CRUSTBUSTER CASE IH GLENCOE KENT NOBLE TYE	586899 5505152 T54261 P1482 FC0359 # 550-125P	6-HOLE

KABAT MACHINERY

SPECIAL APPLICATION

IMPLEMENT HUBS

POPULAR HUBS STOCKED AT OUR LOCATION (HUBS INCLUDE INSTALLED CUPS)

PART #	MODEL # OR APPLICATION(S)	REPLACES	OEM #	BOLT TYPE
P465493	48, 470, 475, 480, 485, 490, 496, 500, 501 & 610 DISCS	CASE-IH	465493R1	6-HOLE
P606468	H.D. 496, 596, 770, 780 & 3900 DISC	CASE-IH	606468R21	6-HOLE
P62509	CASE-IH DO-ALL JOHN DEERE DO-ALL MCKEE DO-ALL NOBLE DO-ALL WIL-RICH MANY OTHER APPLICATIONS	CASE-IH JOHN DEERE MCKEE NOBLE WIL-RICH	62509C1 GZ900696 29-237A # 30405	6-HOLE
P27616	JOHN DEERE 115, 210, 220, 230, 235, 310, 330, 335, 360, 370, 440, 455, 1630 AND 1640 MODEL DISCS	JOHN DEERE	A27616	6-HOLE
P183318	JOHN DEERE 630 DISC, 1000 & 1050 FIELD CULTIVATOR	JOHN DEERE	AN183318	6-HOLE
P604	CROPMAKER CULTIVATOR M. G. DICKEY CULTIVATOR JOHN DEERE CULTIVATOR	CROPMAKER DICKEY JOHN DEERE	# DIC145 AN60004	4-HOLE
P2900	KBH FERTILIZER APPLICATOR ADAM YETTER FERTILIZER APPLICATOR	KBH ADAM YETTER	# # 2900-102	4-HOLE
P9524	LANDOLL CULTIVATOR DISC HILLER	LANDOLL	2-406-010038	4-HOLE
SU560	SUKUP 9600 CULTIVATOR DISC HILLER	SUKUP	M3390	4-HOLE

KABAT MACHINERY

HUB COMPONENT LIST

HUB	SPINDLE	I/CUP	I/BRG	O/CUP	O/BRG	SEAL	DUST CAP	BOLT STUD	NUT
280501	280700	LM67010	LM67048	LM11910	LM11949	906296	909911	943549	
280511	280710	LM48510	LM48548	LM67010	LM67048	906283	909905	943549	
280521	280710	LM48510	LM48548	LM67010	LM67048	906283	909905	913576	912919
280551	280743	JL69310	JL69349	LM67010	LM67048	906284	909905	943549	
280581	280731	25520	25590	25821	25877	906285	909982	943549	
280591	280964	332	342A	14276	14137A	906482	909928	943549	
281011	281210	LM48510	LM48548	LM67010	LM67048	906295	909905	913576	912919
281531	281220	LM29710	LM29749	LM67010	LM67048	906295	909905	913576	912919
281041	281230	LM501310	LM501349	LM67010	LM67048	906294	909905	913538	

SPINDLE COMPONENT LIST




SPINDLE PART #	FOR HUB	A	B	C	D	E	SPINDLE NUT	SPINDLE WASHER
280700	AP633 AP709	1.63	9.31	4.72	1.50	3/4-16	912953	913608
280710	AP719 AP709	1.75	11.50	7.12	1.50	7/8-14	912952	913607
280743	AP888	1.75	12.50	9.56	1.62	7/8-14	912952	913607
280722	AP888	2.00	14.00	9.56	1.62	7/8-14	912952	913607
280731	AP803H	2.12	15.50	9.41	2.00	7/8-14	912952	913607
280964	AP670	2.00	11.09	6.50	—	7/8-14	912952	913607
281210	AP255 AP256	1.75	12.31	8.47	1.375	3/4-16	912953	913616
281220	AP306	1.75	9.88	5.41	1.499	3/4-16	912953	913616
281230	AP356	2.00	11.00	5.81	1.625	3/4-16	912953	913616
280771	AP669	1.63	10.00	5.34	1.5	5/8-18	912954	913615

GREASE SEAL INTERCHANGE

PART #	C/R#	NATIONAL #	WILTON	NOK #	HUB #	REFERENCE#
15190	15190	41461S	906283	AF8495EO	280511, 280521	Q709, Q719
16289	16289	219099	906284	AF8496EO	280551, 287808, FC6029	Q888, Q810/777
20148	20148		906285	280581		Q803
16069	16069	202017	906293	AF2458EO		2900-1002 YETTER
17617	17617	204038	906295	AF2597EO	281011, 281021, 281031	W25-5, W25-6, W30-6
14975	14675	204013	906296	AF2285EO	280501, 280541, 280611	Q633, Q736, Q669
22392	22392	473473	906297	AF8216EO		
15174	15174	200861	906476	280621	Q809	
22870	22870	2040035	906487	AF8063EO	280591	Q670

KABAT MACHINERY

DOUBLE DISC OPENERS, SEED OPENERS/GRAIN DRILLS

		PART#	OEM#	DESCRIPTION
	P65248	P65248	AA65248	15" DISC OPENERS ASSEMBLY FOR 1720XP SERIES FOR PLANTERS 4 MILL BLADE WITH BEARING AA55196
		P8IHCD	P8IHCD	IH#1277891C91
		P8JDCD	P8JDCD	JD# AA33061 JD# AA58321
		P58321	P58321	JD# AA33061 JD# AA58321
		P4292K	P4292K	P4292K
		P37474	P37474	JD# AA20242 JD# AA37474 JD# AA55927 KINZE# GA8324 WHITE# 852063
		P140IHL	P140IHL	IH# 90850C92
		P140IHR	P140IHR	IH# 90851C92
		P135GP	P135GP	GP#107-054S GP# 107-229S
		P283804	P283804	N283804

KABAT MACHINERY

REPLACEMENT PARTS FOR JOHN DEERE DISC

THE FOLLOWING PARTS FOR ALL JOHN DEERE MODELS
210, 215, 220, 230, 235 & 630 DISCS. Spools fit 1-1/8" Axles.

	PART NO.	OEM NO.	DESCRIPTION
	P25694	A25694	WASHER, BUMPER, ALSO FOR MODELS 110, 111 AND 115. (WT., 2.42)
	P241315	N241315 A20621	SPOOL, 1-7/8" - FOR MODELS WITH 7-1/4" & 9" SPACING. NEW STYLE SPOOL. (WT., 4.53)
	P241318	P241318 A20622	SPOOL, 3-7/8" - FOR MODELS WITH 7-1/4" SPACING. NEW STYLE SPOOL. (WT., 6.43)
	P241314	P241314 A37023	SPOOL, 5 1/2" - FOR MODELS WITH 9" SPACING. NEW STYLE SPOOL. (WT., 7.62)
	P37024	P37024	WASHER, END. (WT., 4.01)
	P183629	AN183629	SPOOL, DOUBLE - FOR MODELS WITH 9" SPACING, HEAVY DUTY. 6 MM THICKNESS (WT., 7.30)
	P183748	AN183748	SPOOL, DOUBLE - FOR MODELS WITH 7-1/4" SPACING, HEAVY DUTY. 6 MM THICKNESS (WT., 6.0)
	P20647	A20647	SLEEVE, 6-11/16" - FOR MODELS WITH 7-1/4" SPACING. USED WITH P241315 & P241318 SPOOLS. (WT., 0.48)
	P20648	A20648	SLEEVE, 8-7/16" - FOR MODELS WITH 9" SPACING. USED WITH P241314 & P241315 SPOOLS. (WT., 0.96)
	P34103	--	WASHER, SLACK - 1-1/8" SQUARE HOLE (1/4" THICK) PLATED. (WT., 1.06)

KABAT MACHINERY

REPLACEMENT PARTS FOR JOHN DEERE DISC THE FOLLOWING PARTS FOR ALL JOHN DEERE MODELS 630, 635 & 637 DISC

	PART NO.	OEM NO.	DESCRIPTION
	P30941	AA30941	REPLACEMENT GANG BEARING KIT FOR MODELS 210, 215, 220, 230, 235, 621, 630, 635 & 637 DISC. KIT CONSIST OF (1) BEARING, (1) FLANGE W/ZERK, (1) FLANGE W/O ZERK, (1) GASKET, 4 BOLTS, NUTS, WASHERS. 1 BOX. (WT., 4.37)
	P34792 P27172 P33968 P30941Bolt		FLANGE W/O ZERK FOR P30941 KIT. (WT., 0.98) FLANGE W/O ZERK FOR P30942 KIT. (WT., 0.98) GASKET FOR P30941 KIT. (WT., 0.01) PKG BOLTS FOR P30941 KIT.
	P28184	AA28184	BEARING ONLY (TRIPLE LIP SEAL) 1 BOX. (WT., 1.58)
	P30942	AA30942=	REPLACEMENT GANG BEARING KIT FOR REAR 637 DISC, FOR MODELS 310, 315, 330, 331, 335, 340, 350, 355, 360, 370, 637, 640, 650, 670, 512 RIPPER FOR 1-1/4" AXLE. (WT., 6.12)
	P28186	AA28186	BEARING ONLY (TRIPLE LIP SEAL). (WT., 2.25)
	P28474	A28474	WEAR GUARD, FOR 630 DISC BEARING, ALSO FITS JD MODEL 400, 600, 610 & 810 FINISHING HARROWS, ALSO FITS IH, NOBLE & WIL-RICH DO-ALLS. (WT., 1.50)
	P240886	AN240886	SCRAPER ARM RIGHT HAND SIDE FOR MODELS 630 & 637 DISC. (WT., 2.77)
	P240887	AN240887	SCRAPER ARM, LEFT HAND SIDE FOR MODELS 630 & 637 DISC. (WT., 2.77)
	P38364	A38364	BLADE, SCRAPER - FOR MODES 215, 235 & 630 DISC. (WT., 1.58)
	P242189	N242189 A42984	SPRING FOR P38364 SCRAPER BLADE. (WT., 0.46)

KABAT MACHINERY

REPLACEMENT PARTS FOR JOHN DEERE DISC

THE FOLLOWING PARTS FOR ALL JOHN DEERE MODELS 210, 215, 220, 230, 235 & 630 DISC



All Axles are 1-1/8" Square.
All Axles are Measured Below the Head.

PART NO.	OEM NO.	DESCRIPTION
P20133	A20133	AXLE, FOR MODELS 230, 235, 621, 627, 630 & 637 JOHN DEERE DISC, LENGTH (50.7") (WT.,18.08)
P20134	A20134	AXLE, FOR MODELS 230, 235, 621, 627, 630 & 637 JOHN DEERE DISC, LENGTH (59.7") (WT.,21.20)
P20615	A20615	AXLE, FOR MODELS 110, 111, 115, 210, 215, 220, 230, 235, 621, 627, 630 & 637 JOHN DEERE DISC, LENGTH (68.7") (WT.,23.91)
P20616	A20616	AXLE, FOR MODELS 110, 111, 115, 210, 215, 230, 235, 630 & 637 JOHN DEERE DISC, LENGTH (77.7") (WT.,27.57)
P20617	A20617	AXLE, FOR MODELS 110, 111, 115, 210, 215, 230, 235, 621, 630, 637 JOHN DEERE DISC, LENGTH (87.0") (WT.,30.43)
P40826	A40826	AXLE, FOR MODELS 215, 230, 235, 630 & 637 JOHN DEERE DISC, LENGTH (95.7") (WT.,33.52)
P40827	A40827	AXLE, FOR MODELS 215, 230, 235, 630 & 637 JOHN DEERE DISC, LENGTH (104.75") (WT.,36.41)
P220089	N220089	AXLE, NUT, 1-1/8" (WT.,0.38)
118LW		1-1/8" LOCK WASHER FOR DISK AXLES

KABAT MACHINERY

REPLACEMENT PARTS FOR JOHN DEERE HIPPER

Spools fit 1-1/8" Axles.

	PART NO.	OEM NO.	DESCRIPTION
 P262032	P262032	N262032 A261193 A15141 AN261124	NEW STYLE HIPPER HOUSING, DOES NOT USE SNAP RINGS. USE (1) P15142 BUSHING AND (2) W208PP5 BEARING. (WT., 11.52)
 P15142	P15142	A15142	BEARING SPACER FOR P262032 HIPPER HOUSING. (PLATED). (WT., 0.37)
 W208PP5	W208PP5	JD9350	BEARING, QUALITY IMPORT, TRIPLE LIP SEALED. (REPLACES DC208TT5) (WT., 1.37)
 P15143	P15143	A15143	HIPPER AXLE 1-1/8"X12-1/2" W/2" THREAD. (WT.,4.41)
 P16690	P16690	A16690	WASHER,HIPPER AXLE, 1-1/8 PLATED. (WT., 0.02)
 P220089	P220089	14H887	HEX NUT FOR P15143 AXLE. (WT., 0.38)
 P13208	P13208	A13208	BUMPER WASHER - FOR JD HIPPER. (WT., 4.41)
 P15144	P15144	A15144	SPOOL - HIPPER. (4-1/2"X2-1/4") (WT., 3.62)
 P15145	P15145	A15145	SPOOL - HIPPER. (5-1/2"X1-15/16") (WT., 4.30)
 P3745	P3745	KK3745B	END WASHER - HIPPER. (WT., 2.74)
 P25097	P25097	A25097	HIPPER V-BOLT 7/8"X7"X7". (PLATED) (NOT ALL MODELS) (WT., 1.79)

KABAT MACHINERY

REPLACEMENT PARTS FOR JOHN DEERE PLANTER

Planters - Closing Wheel Assy. for 7000 - 7100, 7200, 7300, 1700
Maximerge Also replaces some models Kinze Planters

	PART NO.	OEM NO.	DESCRIPTION
	P38447	AA38447	CLOSING WHEEL ASSY. (1X10) USE 203KRR2 BEARING
	P43899	AA43899	CLOSING WHEEL ASSY. (1X12) FOR JD 7000-7100 PLANTER, ALSO REPLACES KINZE NO. GA3086 (PLASTIC WHEEL HALVES) USES 885152 BEARING W/CROSS DRILLED HOLE. (WT., 5.78)
	P43898	AA43898	CLOSING WHEEL ASSY. (1X12) FOR JD 7200-7300 PLANTER. (PLASTIC WHEEL HALVES) (WT., 3.43) WITH BEARING 203JD, 6203-2RS
	P39968	AA39968	CLOSING WHEEL ASSY. (1X12) FOR JD 1700 PLANTER, MAXIMERGE PLUS PLANTER, ALSO FITS KINZE 1993 & LATER. USES 5203KYY2 BEARING. (PLASTIC WHEEL HALVES) (WT., 5.94)
	P22325	A22325	1X12 RUBBER TIRE., CORE HOLE (WT., 0.52)
	P22884	A22884	4.5X16 GAUGE WHEEL TIRE (WT.,)
	P66604	A66604	GAUGE WHEEL ASSY NYLON/STEEL WHEEL HALVES & 5203KYY2 BEARING (WT., 19.00)
	P1785		V-SLICE INSERT JOHN DEERE PLANTERS 7000-1700 SERIES MAXI-MERGE ROW UNITS WITH CURVED TUBES. ALSO FITS KINZE 2000 SERIES PLANTERS (REPLACES ACRA PLANT AP001785)
	P1985		V-SLICE INSERT JOHN DEERE PLANTERS 1720 XP SERIES (REPLACES ACRA PLANT AP001985)










KABAT MACHINERY

REPLACEMENT PARTS FOR JOHN DEERE PLANTER

	PART NO.	OEM NO.	DESCRIPTION
 P56784	P56784	A56784	SEED TUBE FOR 1700 SERIES PLANTER UNITS AND ATTACHMENTS, REGULAR CURVE WITH LARGE MONITOR HOLE. WILL REPLACE DEERE NO.A74934 (WT., 0.28)
 P55880	P55880	A55880	SEED TUBE FOR 7200-7300-7340 SERIES PLANTER WITH SMALL MONITOR HOLE ALSO FITS SOME SERIES 1700 (WT., 0.28)
 P67780	P67780	AA67780	SEED TUBE FOR 1720 XP SERIES INVLUFRD TUBE HOLE SIZE WASHER, TIE STRAPS
 5203YY2	5203YY2	AN212132	GAUGE WHEEL BEARING 40MM BEARING LATE MODEL 1200 SERIALS, NH SP SERIES. (WT., 0.50)
 885152	885152	AA35741	GAUGE WHEEL BEARING: FITS ALL 800-900-950-955 SERIES PLANTERS: 5400 & 5500 SOYBEAN SPECIAL: EARLY MODEL 1200 SERIES (WT.,0.41)
 P26444	P26444	AA26444	SCRAPER ASSEMBLY, LEFT HANDMODELS 7000,7100, MAXEMERGE, 7200,7300 AND 1700 PLANTER WITH MAXEMERGE 2, AND MAXEMERGE PLUS ROW UNITS, ALSO REPLACES KINZES NO. GA2012L. (WT. 0.40)
 P26443	P26443	AA26443	SCRAPER ASSEMBLY, RIGHT HANDMODELS 7000,7100, MAXEMERGE, 7200,7300 AND 1700 PLANTER WITH MAXEMERGE 2, AND MAXEMERGE PLUS ROW UNITS, ALSO REPLACES KINZES NO. GA2012L. (WT. 0.40)
 P62182	P62182	A62182	HEAVY DUTY SCRAPER FOR MODELS 7200, 7300, 1760, 1780 PLANTERS, FOR USE IN STICKY SOILS. (WT. 0.14)
 P64447	P64447	A64447	PIN FOR P62182 HEAVY DUTY SCRAPER, MODELS 7200, 7300, 1760 AND 1780 PLANTERS. (WT.013)
 P41692	P41692	A41692	SEED GUARD, 7000, 7100, 7200, 1760 AND 1780 BEFORE FEB.1997 (WT. 0.83)
 P61577	P61577	PA61577 A80203	SEED GUARD, 1700 SERIES PLANTER UNITS AND ATTACHMENTS. FOR USE WITH CURVED SEEDTUBE (P56784) BRACKET WELDED TO SEED GUARD. (WT. 1.0)
 P48879	P48879	A48879	SHIELD, 1700 SERIES PLANTER UNITS AND ATTACHMENTS. (WT.,1.2)














KABAT MACHINERY

REPLACEMENT PARTS FOR JOHN DEERE PLANTERS

	PART NO.	OEM NO.	DESCRIPTION
 <p>P62559K</p>	P62559K	AA62808	TUNGSTEN CARBIDE SCRAPER KIT: MODELS. JD 1530. 1535. 1700. 1720. 1730. 1760. 1789. 1790. 7100. 7200. 7300. 7340. KIT CONSISTS OF: 1-LH SCRAPER. 1LH. 1RH SCRAPER ARM. 1 SPRING. 2 HAIRCLIPS. (WT. 0.83).
 <p>P37221K</p>	P37221K	BA28945	ROTATING SCRAPER KIT, MODELS: KIT: JD 1530. 1535. 1700. 1720. 1730. 1760. 1789. 1790. 7100. 7200. 7300. 7340. KIT CONSISTS OF: 1-LH, 1RH SCRAPER, NYLON COVERED, 1LH, 1RH SCRAPER ARM, 1 SPRING, 2 COTTER PINS. (WT.0.94)
 <p>P315K</p>	P315K	N/A	ROTATING SCRAPER KIT: MODELS: JD 1530. 1535. 1700. 1720. 1730. 1760. 1789. 1790. 7100. 7200. 7300. 7340. KIT CONSISTS OF: 1LH, 1RH SCRAPER, METAL, 1-LH, 1-RH SCRAPER ARM, 1 SPRING, 2 COTTER PINS.
 <p>P62559</p>	P62559	AA62559	SCRAPER KIT. TUNGSTEN CARBIDE TIP STAINLESS. MOUNTS ON ORIGINAL ARMS. KIT CONSISTS OF: RH AND LH HAND SCRAPERS WITH SPRING CLIPS. (WT., 0.27)
 <p>P37221</p>	P37221	AA37221	ROTATING SCRAPER WHEEL, NYLON COVER FOR 7000. 7100. 7300. 7340. (WT., 0.19)
 <p>RS315</p>	RS315	AH133315	ROTATING SCRAPER, METAL FOR SAME MODELS OF DEERE PLANTERS AS ABOVE. ALSO FITS WHITE PLANTER SERIES 5100-5700-6000-80000. (WT., 0.22)
 <p>P50047</p>	P69139	A69139	LEFT HAND SCRAPER ARM FOR ROTATING SCRAPERS AND TUNGSTEN CARBIDE SCRAPERS. (WT., 0.24)
 <p>P69140</p>	P69140	A69140	RIGHT HAND SCRAPER ARM FOR ROTATING SCRAPERS AND TUNGSTEN CARBIDE SCRAPERS. (WT., 0.24)
 <p>P69139/P69140</p>	P50047	A50047	SPRING, FOR BOTH ROTATING SCRAPERS AND TUNGSTEN CARBIDE SCRAPERS. (WT., 0.20)

KABAT MACHINERY

REPLACEMENT PARTS FOR JOHN DEERE PLANTER

	PART NO.	OEM NO.	DESCRIPTION
	P33879	A33879	PLANTER ARM STOP FOR 7000, 7100 SERIES PLANTER. ALSO REPLACES KINZE NO. GB0113. (WT., 3.50)
	P10071	AB10071	SPRING, DOWN PRESSURE W/PLUG FOR 7000, 7100 SERIES PLANTER. ALSO REPLACES KINZE NO. GA2052 (WT., 1.02)
	P23116	A23116	CLOSING WHEEL SPRING W/PLUG FOR 7000, 7100 PLANTER, ALSO REPLACES KINZE NO. GA2054. (WT., 2.00)
	P53118	A53118	PLANTER ARM STOP FOR 7300 SERIES PLANTER. (WT., 5.50)
	P6000	N/A	8" NOTCHED COVERING DISC, REPLACES JOHN DEERE, MONOSEM AND IHC.WITH DUST CAP. (WT.,2.50)
	P6001		SOLD WITH P6000 IN PAIRS.WITH DUST CAP.(WT.,2.50)
	P69141	A69141 A61351	ARM. PLANTER CLOSING WHEEL FOR MAXEMERGE PLUS. PRO. XP PRO. 1530. 1535 SERIES. (WT. 8.40)
	P64237	A64237 A86762	HANDLE. CLOSING WHEEL FOR MAXEMERGE PLUS. PRO. XP PRO. 1530. 1535 SERIES PLANTERS. (WT. 1.0)
	P55889	A55889	ARM STOP. PLANTER SERIES. MAXEMERGE PLUS. PRO. XP PRO. 1530. 1535. (WT. 5.30)
	P74643	A74643	SPRING, HEAVY DUTY. CLOSING WHEEL FOR SERIES MAXEMERGE PLUS. PRO. XP PRO. 1530. 1535 (WT. 1.50)
	P55888	A55888	BUSHING. FOR CLOSING WHEEL ARM (2 USED), FITS MAXEMERGE PLUS. PRO, XP PRO. 1530. 1535. WORKS WITH P69141 ARM. (WT. 0.28)
	P55889		
	P43609	A43609	SPRING, STANDARD DOWN PRESSURE, 2-4 PER ROW. FITS CLOSING WHEEL KIT ON MAXEMERGE PLUS, PRO, XP PRO, 1530.1535 PLANTERS.




KABAT MACHINERY

REPLACEMENT PARTS FOR JOHN DEERE PLANTERS

	PART NO.	OEM NO.	DESCRIPTION
 P37552	P37552	AA37552 AA37839	ARM, CLOSING WHEEL FOR MODELS: 7200, 7300 PLANTERS AND ATTACHMENTS, 1760. 1780 AND MAXEMERGE 2 PLANTERS.
 P48290	P48430	A48430	RIGHT HAND CAM BUSHING FOR CLOSING WHEELARM, 7300 SERIES, MAXEMERGE 2 PLANTERS. (WT. 0.28)
 P48290	P48290	A48290	LEFT HAND BUSHING FOR CLOSING WHEEL ARM, 7300 SERIES. MAXEMERGE 2 PLANTERS. (WT. 0.18)
 P51723	P51723	A51723	CAM BUSHING FOR COTTON ATTACHMENT ON 7200-7300 SERIES PLANTER. (WT. 0.17)
 P53242	P53242	A53242	SHIFT COLLAR BUSHING, COTTON ATTACHMENT ON 7200-7300 SERIES PLANTER. (WT. 0.13)
 P55008	P55008	A55008	CHAIN SPROCKET. PLASTIC FOR 1700 SERIES PLANTER UNITS AND ATTACHMENTS. FINGER PICKUP AND VACUUM METER DRIVE. PLATELESS HERBICIDE AND INSECTICIDE DRIVE (WT. 0.20)
 P49644	P49644	A49644	SPRING. TENSION FOR INSECTICIDE/HERBICIDE DRIVE ON MODELS 7200. 7300 AND 1700 PLANTERS. (WT. 0.10)
 P41116	P41116	A41116	SPRING. TORSION RIGHT HAND FOR HEAVY DUTY SCRAPER. 1700 PLANTER UNITS AND ATTACHMENTS. (WT. 0.10)
 P41117	P41117	A41117	SPRING. TORSION LEFT HAND FOR HEAVY DUTY SCRAPER. 1700 PLANTER UNITS AND ATTACHMENTS. (WT. 0.10)

KABAT MACHINERY

REPLACEMENT PARTS FOR JOHN DEERE PLANTERS







	PART NO.	OEM NO.	DESCRIPTION
 <p>P41968</p>	P41968	AA41968	PLANTER ARM-KIT COMPLETE W/ THREADED BUSHING AND MOUNTING HARDWARE FOR MODELS 7000-7100-7200,7300, MAXIMERGE 2, 1760 & 1780 PLANTING UNITS AND ATTACHMENTS. (WT., 5.0)
 <p>P54179</p>	P41968B	A57057	SELF-ALIGNING BUSHING FOR P41968 PLANTER ARM KIT. (WT., 0.40)
 <p>P79648</p>	P54179	AA54179	PLANTER ARM KIT COMPLETE W/ THREADED BUSHING AND MOUNTING HARDWARE FOR MODELS 1700-1710-1720 SERIES PLANTERS. (WT., 5.0)
	P54179B	A57058	SELF-ALIGNING BUSHING FOR P54179 PLANTER ARM KIT. (WT., 0.40)
	P79648	A79648	PLANTER ARM KIT COMPLETE W/ THREADED BUSHING AND MOUNTING HARDWARE FOR 1720 XP SERIES. (WT., 5.0)

REPLACEMENT PARTS FOR JOHN DEERE BOOTH

 <p>P280446</p>	P280446	N280446	RIGHT HAND SEED BOOTH: FITS MODELS 750 & 1850 NO-TILL GRAIN DRILLS. (WT.,6.80)
 <p>P280447</p>	P280447	N280447	LEFT HAND SEED BOOTH: FITS MODELS 750 & 1850 NO-TILL GRAIN DRILLS. (WT.,6.80)
 <p>P282788</p>	P282788	N282788	SEED BOOT TOP RIGHT HAND FITS MODELS 1560,1565 & 1860 (WT.,3.70)
 <p>P283432</p>	P283432	N283432	SEED BOOT BOTTOM RIGHT HAND FITS MODELS 1560,1565 & 1860 (WT.,2.70)
 <p>P282789</p>	P282789	N282789	SEED BOOT TOP LEFT HAND FITS MODELS 1560, 1565 & 1860 (WT.,3.70)
 <p>P283433</p>	P283433	N283433	SEED BOOT BOTTOM LEFT HAND FITS MODELS 1560,1565 & 1860 (WT.,2.70)












KABAT MACHINERY

REPLACEMENT PARTS FOR GREAT PLAINS DRILL

	PART NO.	OEM NO.	DESCRIPTION
	P153175		FOR USE ON PLATFORMS W/PIPE REELS ONLY BUILT UP TO 2000, 4-1/2" TINE SPACING, AGCO-GLEANER 300, 400, 500, 700, 800. CASE-IH 1010, 1020, JD900 900 PRIOR TO S/N 685100; MASSEY 9700, 9750; NEW-HOLLAND 971, 973
	P153175K		FINGER W/SCREW
	P153176		BUILT 2000 & UP, 6" TINE SPACING, AGCO-GLEANER 700, 800, 7000, 8000, 8200; CASE-IH 1010, 1020(2001 & UP); 2010, 2020; CAT F; LEXION F, CHALLENGER FLEX HEADERS; JD 900F & R S/ N 685101 & UP; 600F, 600R; MASSEY 8000, 8200, 9800, 9850; NH 71C, 72C, 73C, & 74C.
	P153176K		FINGER W/SCREW
	P179000	H179000	POLY FINGER GUIDE, FOR CUTTING PLATFORMS, 900 R & F.
	P87192	H87192	FINGER HOLDER PLATE GUIDE FOR MODELS, 200,900,900F,900R AUGERS
	P87044	H87044	FINGER HOLDER RUBBER GUIDE FOR MODELS, 200,900,900F,900R AUGERS
	P175727	H175727	PIPE REEL BEARING FITS, JOHN DEERE, CASE-IH, NEW HOLLAND, AG CO, HART CARTER
	P175727K		PIPE REEL KIT, W/BOLT AND NUT BAGGED

KABAT MACHINERY

REPLACEMENT PARTS FOR JOHN DEERE / CASE INTERNATIONAL CORNHEADERS

	PART NO.	OEM NO.	DESCRIPTION
 <p>P102448 P101219</p>	P102448 JD	AH102448	LOWER IDLER GATHERING CHAIN SPROCKET WITH SEALED BEARING; 8-TOOTH. FITS 40 SERIES TO S/N 466450. ALSO FITS 235, 335, 435 AND 635
 <p>P84479</p>	P151211 JD	H146158	GATHERING CHAIN GUIDE, CAST IRON. FITS ALL 90 SERIES.
 <p>P151211</p>	P84479 JD	H84479	LOWER IDLER SUPPORT, FITS ALL 40 SERIES
 <p>P153898</p>	P153898 JD	H153898	LOWER IDLER SUPPORT. FITS ALL 90 SERIES
 <p>P85252</p>	P85252 JD	H85252 CA55548C6EP 102009	JOHN DEERE UPPER CHAIN DRIVE CHAIN GATHERING SPROCKET, 8 - TOOTH STEEL HEAT TREATED TO 61HRC, FITS: 40 AND 90 SERIES COMBINES. (WT., 3.0)
 <p>P198922</p>	P198922 IH	1989222C1	STEM BEARING FOR CORNHEADER. REPLACES CASE IH NO 1989222C1. (WT., 0.71)
 <p>P199497 P176278</p>	P176278 IH	176278C1	CASE-IH, UPPER DRIVE CHAIN GATHERING SPROCKET, 10 - TOOTH, HEAT TREATED, FITS 900-1000 SERIES COMBINES. (WT., 3.0) WITH ROLL PIN HOLE
 <p>P199497</p>	P199497 IH	199497C1	CASE-IH, UPPER DRIVE CHAIN GATHERING SPROCKET, 10 - TOOTH, HEAT TREATED, FITS 900-1000 SERIES COMBINES. (WT., 3.0) WITH KEYWAY
 <p>P102009</p>	P102009 JD	AN102009	GATHERING CHAIN-CORNHEADS, 40-90 SERIES WITH STANDARD HARDENED PINS. ALSO FITS CASE - LH: 800,900 & 1000 SERIES (WT., 9.85)
 <p>P70577247</p>	P70577247	70577247	SPROCKET. (WT., 3.00) AGCO-GLEANER 9 TOOTH
 <p>P71391292B</p>	P71391292B	71391292	SPROCKET. (WT., 2.50) AGCO-GLEANER 8 TOOTH

KABAT MACHINERY

REPLACEMENT PARTS FOR CASE-INTERNATIONAL DISC

Spools fit 1-1/8 Axles

	PART NO.	OEM NO.	DESCRIPTION
	P468584	468584R2	WASHER, BUMPER - FOR MODELS 46, 48, 150, 330, 350, 370, 470, 475, 480, 485, 490 AND 496 CASE IH DISCS. (WT. 7.95)
	P481611	481611R1	WASHER, END - FOR MODELS 132, 150, 330, 350, 370, 470, 475, 480, 485, 490 AND 610 CASE IH DISCS. (WT., 2.49)
	P4167	PA4167	WASHER, END FOR SAME MODELS AS ABOVE. (WT., 2.09)
	P472592	472592R3	SPOOL, 1-5/8" SQUARE HOLE (OLD STYLE) - FOR MODELS 37, 46, 48, 60, 61, 120, 122, 130, 132, 150, 330, 350, 370, 470 & 480 IH DISC WITH 7-1/2" SPACING. (WT., 2.64) BEARING SURFACE IS MACHINED
	P472593	472593R3	SPOOL, 3" SQUARE HOLE (OLD STYLE) - FOR MODELS 37, 46, 48, 60, 61, 76, 120, 122, 130, 132, 150, 330, 350, 370, 470, 480, 610 AND 760 IH DISC WITH 9" SPACING. (WT., 3.74) BEARING SURFACE IS MACHINED
	P472591	472591R3	SPOOL, 4" SQUARE HOLE (OLD STYLE) - FOR MODELS 37, 46, 48, 60, 61, 76, 120, 122, 130, 132, 150, 330, 350, 370, 470, 480, 610 & 760 IH DISC WITH 7-1/2" & 9" SPACING. (WT., 4.27) BEARING SURFACE IS MACHINED
	P101189	101189C1	SPOOL, 1-5/8" ROUND HOLE (NEW STYLE) - FOR MODELS 350, 370, 470, 475, 485, 490, 496, 3800 & 3900 RMX340 IH DISC WITH 7-1/2" SPACING. (WT., 3.01) BEARING SURFACE IS MACHINED
	P101190	101190C1	SPOOL, 3" ROUND HOLE (NEW STYLE) - FOR MODELS 132, 350, 475, 485, 490, 496, 3800 & 3900 RMX340 IH DISC WITH 9" SPACING. (WT., 3.45) BEARING SURFACE IS MACHINED
	P101191	101191C1	SPOOL, 4" ROUND HOLE (NEW STYLE) - FOR MODELS 132, 350, 370, 470, 475, 485, 490, 496, 3600 & 3900 RMX340 IH DISC WITH 7-1/2" & 9" SPACING. (WT., 3.85) BEARING SURFACE IS MACHINED
	P481416	481416R1	SPOOL, 7-1/2" SQUARE HOLE - FOR MODELS 46, 48, 60, 61, 120, 122, 130, 132, 150, 330, 350, 370, 470, 475, 480, 485, 490 & 496 IH DISC WITH 7-1/2" SPACING. (WT., 8.16) BEARING SURFACE IS MACHINED
	P481417	481417R1	SPOOL, 9" SQUARE HOLE - FOR MODELS 37, 46, 48, 60, 61, 120, 122, 130, 132, 150, 330, 350, 370, 470, 475, 480, 485, 490 & 496 IH DISC WITH 9" SPACING. (WT., 10.26) BEARING SURFACE IS MACHINED













KABAT MACHINERY

REPLACEMENT PARTS FOR CASE INTERNATIONAL

	PART NO.	OEM NO.	DESCRIPTION
 <p>P134908</p> <p>P139918</p>	P134908	1344908C1	BUMPER WASHER - ROUND HOLE 1-1/2" 3900 RMX340 SERIES DISC. (WT.,7.30)
 <p>P129753</p>	P129753	129753C1	WEAR GUARD: FITS 500-501-770 7780. WORKS WITH ST740B BEARING. (WT.,1.50)
 <p>P195939A1</p>	P195939A1	195939A1	SCRAPER, RIGHT HAND-HEAVY DUTY FOR MODELS 496 - 3900 RMX340 SERIES DISC. (WT.,4.45)
 <p>P195938A1</p>	P195938A1	1959381	SCRAPER, LEFT HAND-HEAVY DUTY FOR MODELS 496 - 3900 RMX340 SERIES DISC. (WT.,4.45)
 <p>P129532</p>	P129532	129532C2	GANG BEARING STANDARD FOR MODELS 490, 496, 3800 AND 3900. (WT., 15.03)
 <p>P121119</p>	P121119	121119C92	SCRAPER, RIGHT HAND - FOR MODELS 475, 490, 496 & 3900 IH DISC. (WT., 3.41)
 <p>P121120</p>	P121120	121120C92	SCRAPER, LEFT HAND - FOR MODELS 475, 490, 496 & 3900 IH DISC. (WT., 3.41)
 <p>P121118</p>	P121118	121118C1	BLADE, SCRAPER - FOR MODELS 475, 485, 490 & 496 IH DISC SCRAPER ASSEMBLIES. (WT., 1.04)

KABAT MACHINERY

REPLACEMENT PARTS FOR CASE-INTERNATIONAL DISC / PLANTERS

	PART NO.	OEM NO.	DESCRIPTION
 P652383	P652383	652383R1	5-1/16" SLEEVE FOR MODELS 470 & 480 DISC WITH 7-1/2" SPACING. (11 GA. TUBING) (WT., .38)
 P472594	P472594	472594R1	6-1/16" SLEEVE FOR MODELS: 470 & 480 DISC WITH 9" SPACING. (11GA. TUBING) (WT., .61)
 P652412	P652412	652412R1	7-1/4" SLEEVE FOR MODEL 490 DISC WITH 7-1/2" SPACING. (11 GA. TUBING) (WT., .53)
 P112410	P112410	112410C1	8-3/4" SLEEVE FOR MODELS 470, 475, 480, 485, 490 & 495 DISC WITH 9" SPACING. (11 GA. TUBING) (WT., .64)
 FD209RA	FD209RA	FD209RA	BEARING, GANG, FOR MODELS 37, 46, 48, 60, 61, 120, 130, 132, 150, 330, 350, 370, 470, 475, 480, 485, 490, 610, 760, 3800, 3900. (WT., 3.25)
 P465493			
 P478375	P465493	465493R2	HUB WITH CUPS - FOR MODELS 470-501 IH DISC TRANSPORT WHEEL ASSEMBLY. (WT., 11.82)
 5203KYY2	P478375	478375R1	SPINDLE, IH HUB, FITS MODELS 470-501 TRANSPORT WHEEL. (WT., 5.57)
 885152	5203KYY2	324461A1	GAUGE WHEEL BEARING. 40MM BEARING LATE MODEL 1200 SERIALS, NH SP SERIES. (WT., 0.50)
	885152	128558C91	GAUGE WHEEL BEARING; FITS ALL 800-900-950-955 SERIES PLANTERS; 5400 & 5500 SOYBEAN SPECIAL; EARLY MODEL 1200 SERIES. (WT., 0.41)
 P6000	P6000	N/A	8" NOTCHED COVERING DISC. WITH DUST CAP. (WT., 2.50)
 P6001	P6001		WORKS W/P6000, SOLD IN PAIRS. WITH DUST CAP. (WT., 2.50)

KABAT MACHINERY

REPLACEMENT PARTS FOR CASE-INTERNATIONAL DISC



All axles are 1-1/8" square

ALL AXLES ARE MEASURED BELOW THE HEAD

PART NO.	OEM NO.	DESCRIPTION
P468607	468607R1	AXLE, GANG - FOR MODEL 470 IH DISC. (WT., 14.00) LENGTH (40-1/4")
P471014	471014R1	AXLE, GANG. (WT., 17.00) LENGTH (49.0)
P471015	471015R1	AXLE, GANG. (WT., 20.00) LENGTH (57.6)
P652939	652939R2	AXLE, GANG - FOR MODELS 470, 475, 480, 490 & 496. (WT., 23.95) LENGTH (67.4")
P472586	472586R2	AXLE, GANG - FOR MODEL 490 IH DISC. (WT., 25.00) LENGTH (71.9)
P468582	468582R2	AXLE, GANG - FOR MODELS 470, 475, 480, 490 & 496. (WT., 27.18) LENGTH (76.4")
P468583	468583R2	AXLE, GANG - FOR MODELS 470, 475, 480, 490 & 496. (WT., 28.00) LENGTH (79.4")
P481844	481844R1	AXLE, GANG - FOR MODELS 470, 490 & 496 IH DISC. (WT., 30.00) LENGTH (85.5")
P487168	487168R1	AXLE, GANG - FOR MODELS 470, 475, 480, 490 & 496. (WT., 33.00) LENGTH (94.6")
P34101	P34101	LOCK WASHER (BEND OVER), GANG BOLT LOCK. (PLATED) (WT., .15)
P220089	—	AXLE NUT 1-1/8" (WT., .38)

KABAT MACHINERY

FLAIL KNIVES & RELATED PARTS

	PART NO.	OEM NO.	DESCRIPTION
 <p>P50530001 P50530224</p>	P50530001	50530001	ALLOWAY BLADES - HEAT TREATED.
	P50530224	50530224	ALLOWAY BLADES - HARD FACED - TUNGSTEN CARBIDE.
 <p>P50530008 P50530014</p>	P50530008	50530008	D-RINGS - HEAT TREATED.
	P50530014	50530014	U-BAR, OLD STYLE - HEAT TREATED.
 <p>P50530008 P50530445</p>	P50530445	50530445	U-BAR, NEW STYLE - HEAT TREATED.
	P61137	61137	BALZER- BUSHING FOR 61105 BLADE. (HEAT TREATED) 56NRC (WT., .09)
 <p>P61137 P8021HF</p>	P8021HF	8021HF	LOFTNESS FLAIL BLADES HARD FACED AND HEAT TREATED. (WT.,1.00)
	 <p>P8034 P9073</p>	P8034	8034
P9073		9073	LOFTNESS FLAIL BUSHING—HEAT TREATED (WT.,0.20)
 <p>P724714HF P724712</p>	P724714HF	724714HF	RHINO FLAIL BLADES HARD FACED AND HEAT TREATED (WT.,1.00)
	P724712	724712	RHINO FLAIL BUSHING-HEAT TREATED HARD FACED (WT.,0.20)

KABAT MACHINERY

FLAIL BLADES & RELATED PARTS

	PART NO.	DESCRIPTION
 BL65143	BL65143	FLAIL BLADE (WT., 0.73) FOX BRADY NO. 65143
 BL68586	BL68586	FLAIL BLADE (WT., 1.15)
 BL5D53	BL5D53	FLAIL BLADE (WT., 0.57) BRILLION NO 5D53 BUSH HOG NO 4725130273
 BL1694	BL1694	FLAIL BLADE (WT., 0.75) FOX BRADY 16940
 LK24214	LK24214	FLAIL BLADE (WT., 0.88)
 LK0050	LK0050	FLAIL BLADE (WT., 2.05) 61105, FITS BHC & BALZER.
 LK0014	LK0014	FLAIL BLADE (WT., 1.52)
 LK0002	LK0002	FLAIL BLADE (WT., 1.74) ARTSWAY NO 182040
 B491096R1	B491096R1	FLAIL BLADE (WT., 1.19) REP. CASE-IH 491096R1
 BLE48308	BLE48308	FLAIL BLADE (WT., 1.17) REP. JD NO E48308
 LR0007	LR0007	"D" RING (WT., 0.44)
 LP0007	LP0007	"U" BAR (WT., 0.55)

KABAT MACHINERY

LOFTNESS - RHINO FLAIL BLADES & RELATED PARTS

	PART NO.	OEM NO.	DESCRIPTION
	A50MIN		FERTILIZER KNIFE (WT., 5.62)
	A50N40CI		FERTILIZER KNIFE (WT., 6.42)
	P516612		FERTILIZER KNIFE (WT., 3.70) FRONT SWEPT W/1/8" PIPE
	WCP6000		POINT (WT., 1.94) FITS 6000 HINIKER CULT

REPLACEMENT PARTS FOR DMI COULTERS

	P633	28263340	HUB/W CUPS FOR DMI FERTILIZER COULTER BEARING KIT FOR P633
	P633-1	—	HUB CONSISTS OF: INNER BEARING-INNER CUP, OUTER BEARING-OUTER CUP, GREASE SEAL - DUST CAP, DUST CAP FOR P633 HUB.
	909911A	909911	
	280700	280700	SPINDLE FOR P633 HUB. TOTAL LENGTH BOTTOM TO TOP 10.38" (WT., 4.62)
	912953	912953	3/4"X 16" SPINDLE NUT FOR 280700 SPINDLE (WT., 0.02)
	913608	913608	3/4" SPINDLE WASHER. (WT., 0.01)
	60070	60070	1/8"X 1-1/2" COTTER PIN. (WT., 0001)
	P14974	906296	SEAL FOR P633 HUB. (WT., 0.03)
	LM11949\10	SET-2	BEARING AND RACE FOR OUTSIDE OF P633 HUB. (WT., 0.27)
	LM11949	LM11949	OUTSIDE BEARING FOR P633 HUB (WT.,0.22)
	LM67048\10	SET-6	INSIDE BEARING AND RACE FOR P633 HUB (WT.,0.40)
	LM67048	LM67048	INSIDE BEARING P633 HUB. (WT.,0.28)
	P20450DMI-B	—	20" RIPPLE COULTER BLADE FOR DMI FERTILZER COULTER. ALSO FITS. BINGHAM, LANDOLL MELROSE, THURSTON, TYE, MARLRSS, WIL-RICH. 3-11/16" CENTER HOLE, FOUR 17/32" HOLES ON 5" CIRCLE,

KABAT MACHINERY

REPLACEMENT PARTS FOR YETTER COULTERS

	PART NO.	OEM NO.	DESCRIPTION
 P2900	P2900	2900-102	HUB W/CUPS FOR YETTER FERTILIZER COULTERS.
	P2901	---	BEARING KIT FOR P2900 HUB. CONSISTS OF: TWO TAPER ROLLER BEARINGS, TWO CUPS, ONE SEAL.
 P2900S	P2900S	2570-760	SPINDLE WITH NUT, WASHER, & MOUNTING BOLT. (WT., 1.66)
 P16069	P16069	2900-1002 906293 202017	GREASE SEAL FOR P2900 HUB. (WT., 0.05)
 LM67048/10 LM67048	LM67048/10 SET #6		BEARING & RACE SET FOR P2900 HUB. 2 PER HUB. (WT., 0.40)
	LM67048	LM47048	BEARING ONLY FOR P2900 HUB. 2 PER HUB. (WT., 0.28)
 P20450WFEA	P20450WFEA		2571-076 20" RIPPLE COULTER BLADE FOR YETTER FERTILIZER COULTER. ALSO FITS. ADAMS, KBH, CASE, FORD, GREAT PLAINS, KRAUSE, MARLISS, OLIVER, WHITE. 4" CENTER HOLE FOUR 17/32" HOLES ON 5-1/4" CIRCLE.
 GD8249	GD8249	2960-373	DOWN PRESSER SPRING E/SWIVEL HOOKS FOR YETTER FERTILIZER COULTER. FOUR PER ROW.
REPLACEMENT PARTS FOR KMC			
 RM05	P7008S	N/A	LARGE IDLER PULLEY KMC PEANUT DIGGER
	 P7008S	RM05	N/A

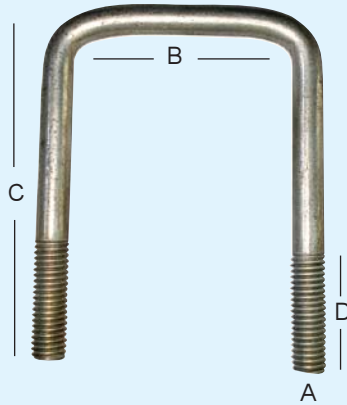
KABAT MACHINERY

REPLACEMENT PARTS FOR KMC PEANUT DIGGER TILLIVATOR & RIPPER

	PART NO.	OEM NO.	DESCRIPTION
	P5713	06-057-013	BEARING HOUSING. (GREEN) (WT., 10.21)
	P5705	06-057-005	END WASHER. (GREEN) (WT., 2.25)
	P5702	06-057-002	BUMPER WASHER. (GREEN) (WT., 7.20)
	P5703	06-057-003	CONVEX SPOOL. (GREEN) (WT., 3.32)
	P5704	06-057-004	CONCAVE SPOOL. (GREEN) (WT., 3.21)
	P5709	06-057-009	AXLE, 1-1/8" SQUARE LENGTH WITH 1"SAE THREADS. (WT., 4.16)
	P001	06-050-001	SNAP RING FOR P5713 HOUSING. (WT., .05)
	P006	06-024-006	BEARING SPACER FOR P5713 HOUSING. (WT., .31)
	PRM06	17-057-004	KMC WEAR STRIP FOR RIPPER SHANK, DUCTILE. (WT., 4.20)
	PRM07		KMC WEAR STRIP FOR RIPPER SHANK, DUCTILE. (WT., 3.30)
	PRM01	03-057-014	KMC HUB, PEANUT DIGGER, ALSO FOR PAULK, UFT & LILLISTON. (WT., 2.59)
	PRM011	16-051-011	HUB, ONLY FOR KMC STRIP-TILL COULTER (WT.,3.91)

KABAT MACHINERY

U-BOLTS TO FIT POPULAR SIZE TOOL BARS



MATERIAL
1045 STEEL
ZINC PLATED

A. THREAD SIZE
B. TOOL BAR SIZE
C. OVERALL LENGTH
D. THREAD LENGTH

PART	REPLACES	OEM	A	B	C	D	WT
P1223	-----	-----	1/2"	2"	3"	1-1/2"	0.34
P1987	GLENCOE	P1987	1/2"	2-1/2"	3-5/8"	1-1/2"	0.40
P1963	GLENCOE	P1963	1/2"	2-1/2"	4-3/4"	1-1/2"	0.46
P1993	GLENCOE	P1993	5/8"	4"	5-1/4"	1-1/2"	1.10
P1973	GLENCOE	P1973	5/8"	4"	8-1/4"	1-1/2"	1.52
P5877	CASE IH DEERE	1250813C1 A22561	5/8"	7"	8-1/2"	1-1/2"	1.80
P3444	-----	-----	3/4"	4"	5-1/2"	1-1/2"	1.65
P347612	CASE IH DEERE	493975R3 N133705	3/4"	7"	6-1/2"	1-1/2"	2.20
P3477	CASE IH	147451C1	3/4"	7"	8-1/2"	1-1/2"	2.60
P78612	CASE IH	493468R1	7/8"	7"	6-1/2"	1-1/2"	3.00
P3777	ORTH MAN	315-031	3/4"	7"	9"	1-1/2"	
P7877	-----	-----	7/8"	7"	8-1/2"	1-1/2"	

KABAT MACHINERY

REPLACEMENT PARTS FOR BINGHAM/TYE PARATILL

	PART NO.	OEM NO.	DESCRIPTION
 <p>P953</p>	P953	-----	UNIVERSAL SHANK BKT SHANK BRACKET FOR 1X3 FLAT BAR (WT., 4.70)
 <p>P681002D</p>	P681002	681002 550148	RIPPER POINT FOR TYE BINGHAM PARABOLIC SUBSOILER, 42CR HEAT TREATED. USE IN MIX-LAND, SANDY. (WT., 5.75)
 <p>P68100667</p>	P68100667	6810066 6810067	FOOT PIECE FOR BINGHAM / TYE PARA TILL, REPLACES BOTH RIGHT & LEFT. (WT., 13.30)
 <p>P6101822</p>	P6101822	6101822 9021844	SHEAR BOLT, MACHINE BOLT 1-1/8"X5- 1/8" FOR TYE BINGHAM (WT., 1.78)
 <p>P501364</p>	P501364	501364 628002	SHANK BRACKET FOR TYE BINGHAM FITS 1"X3" FLAT BAR (WT., 6.45)
 <p>P633</p>	P633	627142 564019	4-BOLT HUB W/CUPS FOR TYE BINGHAM 3-11/16" BOLT HOLE DIA. 5" (WT., 9.24)
 <p>P2045DMI</p>	P2045DMI	630012 550210	COULTER BLADE, FLUTED, 7 GAUGE (WT., 14.00)
REPLACEMENT PARTS FOR DMI-NEW HOLLAND-RAWSON EQUIPMENT			
 <p>P41207</p>	P41207	627053B	RAWSON ZONE BUILDING SHIN. DUCTILE HEAT TREATED HRC 48-52. (WT., 10.30)
 <p>P09581760</p>	P09581760	09581760	DMI-NEW HOLLAND MINIMUM RESIDUE (MRD) SHIN. DUCTILE HEAT TREATED HRC 48-52. (WT., 9.35)

KABAT MACHINERY

OTHER AG PARTS

	PART NO.	OEM NO.	DESCRIPTION
 <p>P188675</p>	P188675	N188675	FINISHING STRAP LINK,JD MODELS,980,988,& 2210. REPLACES JD# N188675 (WT., 1.25) MATERIALS: SPRING STEEL.
 <p>P169489</p>	P169489	N169489	HEAT TREATED BUSHING FOR P188675 LINK, REPLACES JD# N169489. (WT., 0.02)
 <p>P1101</p>	P1101	GZ180131	DO-ALL HARROW LINK,JD,CASE,NOBLE, WILRICH,REPLACES JD# GZ180131,CASE# 62547C1. (WT., 2.10)
 <p>P1100</p>	P1100	1100	DO-ALL HARROW LINK,FORREST CITY,REPLACES FORREST CITY# 1100. (WT., 2.0)
 <p>P1099</p>	P1099	1099	DO-ALL HARROW LINK BUSHING, FORREST CITY, REPLACES FORREST CITY# 1099.(WT., 0.02)
 <p>P20006</p>	P20006	A20006	SCRAPER BLADE JD DISC,MODELS,110,111,115, 210,220,230 REPLACES JD# A20006.(WT., 1.15)
 <p>P315261</p>	P315261	315-261	BEARING W/SPACER FOR ORTHMAN COULTER HUB,AND GA WHEEL HUB.(WT., 0.30)
 <p>P6837081</p>	P6837081	86837081	SPROCKET,IHC 2200 HEADER,HEAT TREATED 61 RC.(WT., 1.20)
 <p>P606468</p>	P606468	606468R21	HUB W/CUPS FOR TRANSPORT WHEEL,496, AFTER 1987,3900,770,780.(WT., 11.95)
 <p>P1978726</p>	P1978726	1978726C1	SPINDLE FOR P606468.(WT., 8.00)








KABAT MACHINERY

OTHER AG PARTS

	PART NO.	OEM NO.	DESCRIPTION
	CAST750 JD		CAST IRON CLOSING WHEEL W/6203-2RSC3 FITS LATE MODEL 750 & 1850 NO TILL DRILL REP. JD AN213060 (WT., 18.90)
	CAST1890 JD		HUB (WT., 16.30) FITS MODELS 1560,1590,1690,1890,1895,1990 NO TILL DRILL,REPLACES N282110
	P283291 JD		HUB WITH P281813 DOUBLE ROLLER BEARING (WT., 4.60) FITS 1560,1860,1590 & 1900CCS REP. AN281856 & N283291
	P213544 JD		HUB WITH BEARING CUP 2PCS L44610 (WT., 4.85) FITS 750 & 1850 DRILL REP. AN213544
	PW120		HUB WITH BEARING LUP 2PCS L44610 (WT., 6.45)
	P16003		BEARING HOUSING (WT., 6.30) AMCO
	P2400		HUB WITH BEARING 204PY3
	P8322	GA8322	KINZE,CLOSING WHEEL SHANK,MODEL 93 AND LATER WITH BOLT ON CLOSING WHEELS. (WT., 6.0)
	P282	GB0282	HEX STEPPED BUSHING FOR P8322 SHANK.HEAT TREATED. (WT., 0.10)
	P239	GB0239	ECCENTRIC BUSHING FOR P8322 SHANK. HEAT TREATED. (WT., 0.15)

KABAT MACHINERY

OTHER AG PARTS

	PART NO.	REPLACES	DESCRIPTION
	SSSS11	SS15BK EMPIRE NO:	KMC BEDDER W/1" BOTT (WT., 6.80) 1-3/4" Wide X 1-3/8" Thick X 11" Length
	SSSS12	SS15BKF EMPIRE NO:	KMC BEDDER W/1" BOTT & FIN (WT., 8.15) 1-3/4" Wide X 1-3/8" Thick X 11" Length
	SSSS15	SS173B EMPIRE NO:	KMC STRIP TILL W/3/4" BOTT & FIN (WT., 6.80) 1-3/4" Wide X 1-3/8" Thick X 11" Length
	SSSS16	SS173BF EMPIRE NO:	KMC STRIP TILL W/3/4" BOTT & FIN (WT., 8.05) 1-3/4" Wide X 1-3/8" Thick X 11" Length
	P3400-111	HOE WHEEL	21" DIAMETER WITH SEALED BEARING RE-PLACES WHEELS ON JOHN DEERE, LASE-IH 181 MINIMUM TILLAGE, HINIKER, M & W AND YETTER ROTARY HOES.
	C3T		BRACKET (WT., 1.74)
	BL2T		BRACKET (WT., 0.86)

